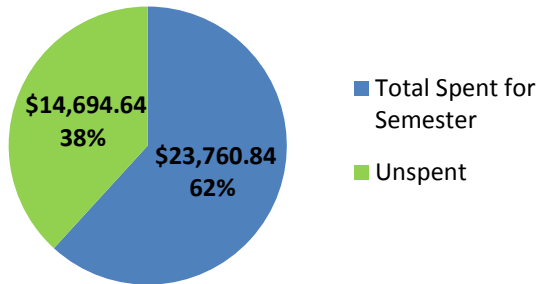


SPC Spending Report F14 with Years for Comparison

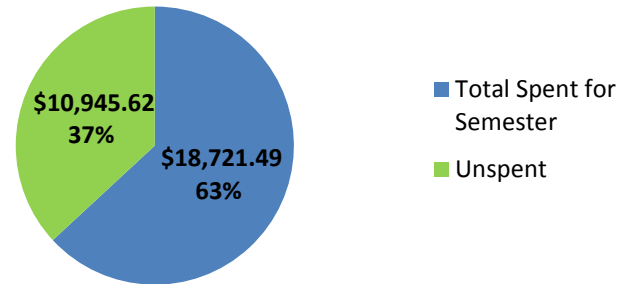
Presented at Campus Council on October 29, 2014 by Treasurer Gargi Magar '16 and Assistant Treasurer Ham Serunjogi '16

Semester	Total SPC Budget	Allocated up to 10/28	Spent up to 10/28	Total allocated semester	Total Spent for Semester	% of allocation spent	Unspent
F14	\$ 22,000.00	\$ 14,528.16	\$ 2,514.92				
F13	\$ 21,000.00	\$ 13,891.04	\$ 2,601.19	\$ 24,061.51	\$ 12,874.14	54%	\$11,187.37
F12	\$ 24,000.00	\$ 22,989.59	\$ 4,365.29	\$ 29,667.11	\$ 18,721.49	63%	\$10,945.62
F11	\$ 32,000.00	\$ 27,336.63	\$ 6,342.42	\$ 38,455.48	\$ 23,760.84	62%	\$14,694.64

Proportion of Allocation Spent (F11)

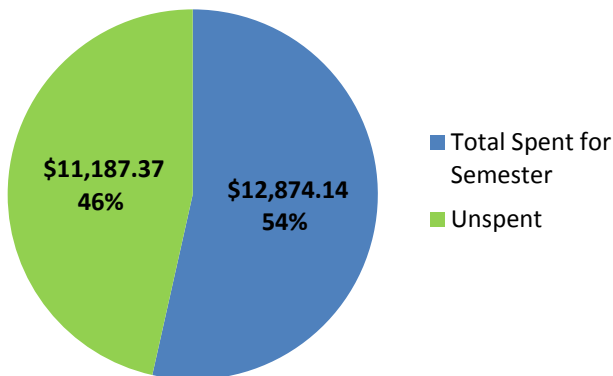


Proportion of Allocation Spent (F12)

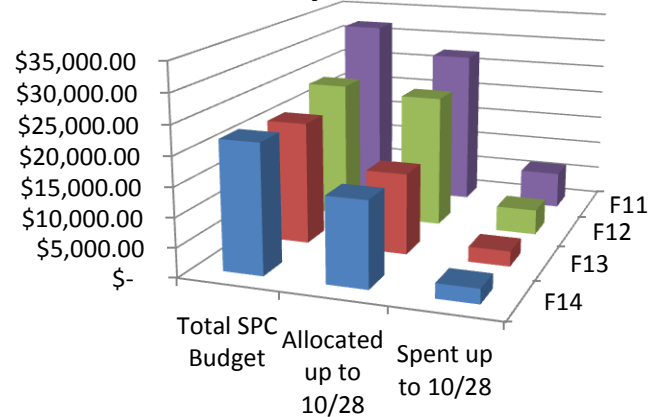


Please note that in S11 competitive sports was included in the SPC budget line. In S12 and S13, the \$7,500 SGA contribution to competitive sports was extracted from the SPC line and placed into a SGA/College shared account.

Proportion of Allocation Spent (F13)



Allocation and Spending Comparisons



Discussion: Regarding the F14 budget, SPC has allocated about 66% of its funds. Since budgetary committees tend to allocate most of their money towards the beginning of the semester, this number is quite typical (maybe even a bit low). Please remind your constituents to turn in receipts on time so we can monitor spending more accurately.