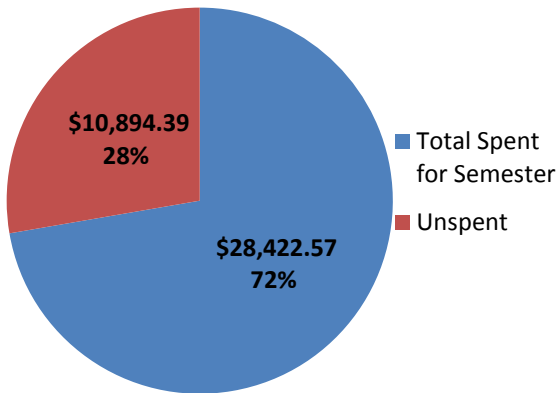


ACE Spending Report F14 with Years for Comparison

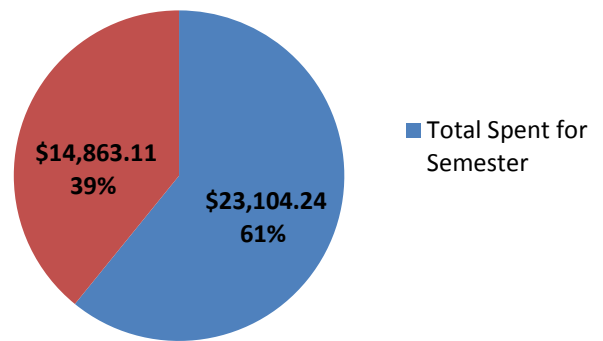
Presented at Campus Council on October 29, 2014 by Treasurer Gargi Magar '16 and Assistant Treasurer Ham Serunjogi '16

Semester	Total ACE Budget	Allocated up to 10/28	Spent up to 10/28	Total allocated semester	Total Spent for Semester	% of allocation spent	Unspent
F14	\$ 38,000.00	\$ 12,641.78	\$ 6,657.88				
F13	\$ 31,000.00	\$ 14,799.90	\$ 5,077.11	\$ 28,485.21	\$ 17,641.11	62%	\$10,844.10
F12	\$ 31,000.00	\$ 20,476.17	\$ 6,897.52	\$ 37,967.35	\$ 23,104.24	61%	\$14,863.11
F11	\$ 30,500.00	\$ 32,590.74	\$ 9,012.73	\$ 39,316.96	\$ 28,422.57	72%	\$10,894.39

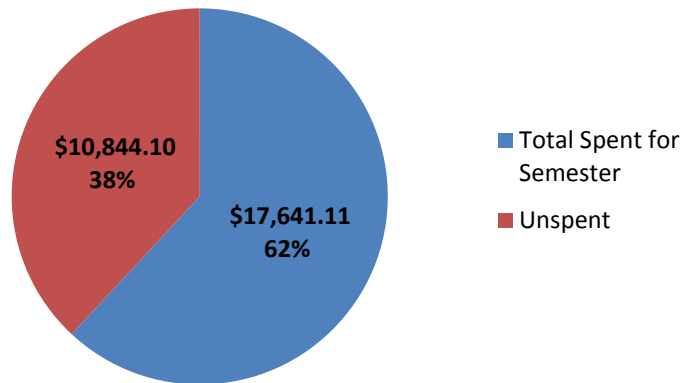
Proportion of Allocation Spent (F11)



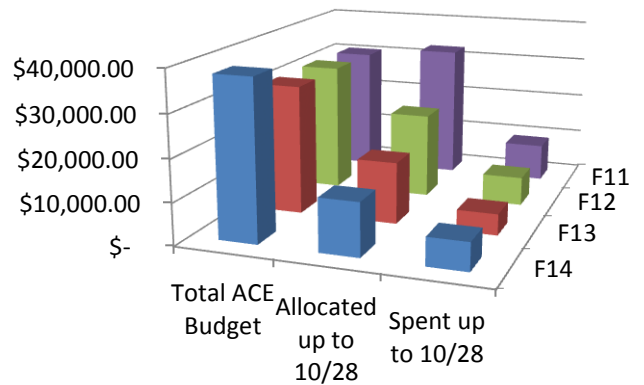
Proportion of Allocation Spent (F12)



Proportion of Allocation Spent (F13)



Allocation and Spending Comparisons



Discussion: ACE has allocated about 33.3% of its F14 budget. According to past ACE spending, this amount is extremely low and the Treasurers would like to encourage the ACE committee to take greater advantage of its programming money.